

Name: \_\_\_\_\_

Date: \_\_\_\_\_

## Sandwich Book Report Task Card

Please use this packet to complete a Sandwich Book Report for the **fiction** book you choose to read over the summer. The step by step instructions appear below. Please bring it in on our first day of school. You do **not** need to do a book report for the non-fiction book you choose to read. We will be doing an activity with that book in September. I hope you enjoy your summer reading. See you in September!

### Task:

Complete the writing sections in your sandwich templates.

1. Color each layer of your sandwich book report.

a. top bread layer: light brown

b. tomato: red

c. onion: light yellow, light purple, or leave white

d. lettuce: green

e. cheese: yellow or orange

f. meat: brown

g. bottom bread layer: light brown

2. Cut out all the layers of your sandwich book report along the solid black lines. You may also stick these layers onto colored paper.

3. Staple the layers of your sandwich book report together along the top. Staple them in the order that is listed in Step 1 above.

# Bread

Title: \_\_\_\_\_

Author: \_\_\_\_\_

Genre: \_\_\_\_\_


## My Sandwich Book Report

Name: \_\_\_\_\_

Class: \_\_\_\_\_ Date: \_\_\_\_\_

# Tomato

Retell the story in your own words.



A large, thick, hand-drawn black circle frames the central text box. Inside the circle, at the top, are some faint, sketchy lines and dots, possibly representing a tomato's stem or leaves. At the bottom, there are also some faint, sketchy lines and dots, possibly representing a tomato's base or leaves.

---

---

---

---


---

---

---

# Onion

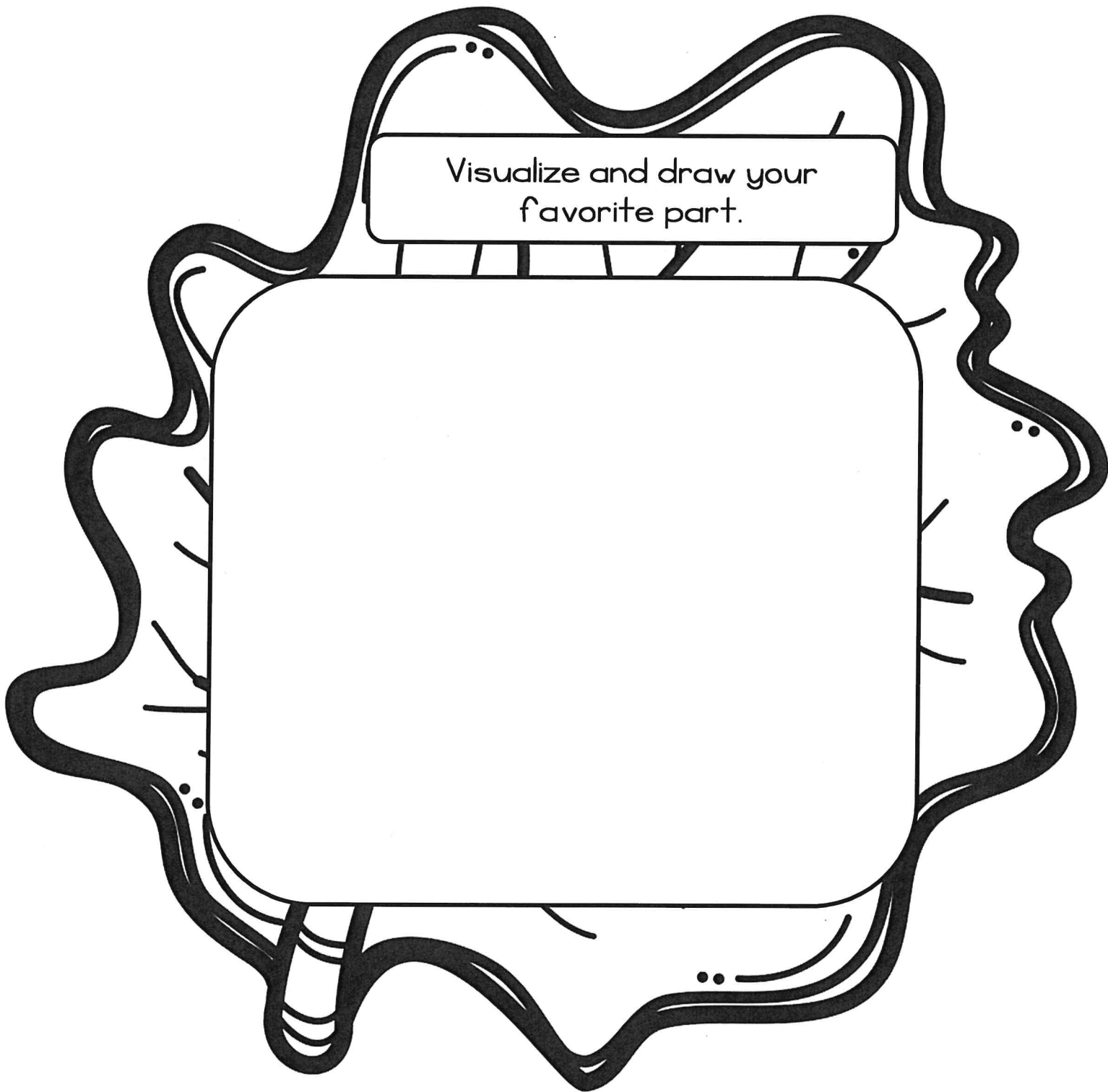
Write **five** words  
that describe the main character.



A large circular graphic with concentric black and white rings, resembling an onion skin, framing the writing area. Inside the circle is a large white rounded rectangle with six horizontal dashed lines for writing.


# Lettuce

Visualize and draw your  
favorite part.



# Cheese

Write three questions you would like to ask the author of the book.



-----

-----

-----

-----

-----

-----

-----

# Salami

Write an event in the story  
that you can relate to.

A large circular frame with a thick black border, resembling a ham, contains a central writing area. The writing area is a rounded rectangle with a thin black border and is filled with seven horizontal dashed lines for writing. The circular frame has several small black dots along its inner edge, and a small black dot is located at the top center of the frame.

# Bread

Write a different ending to the book.

A large, rounded rectangular box with a thick black border, resembling a loaf of bread. Inside the box, there are ten horizontal dashed lines for writing.